

PLASTIC SILICON RECTIFIERS

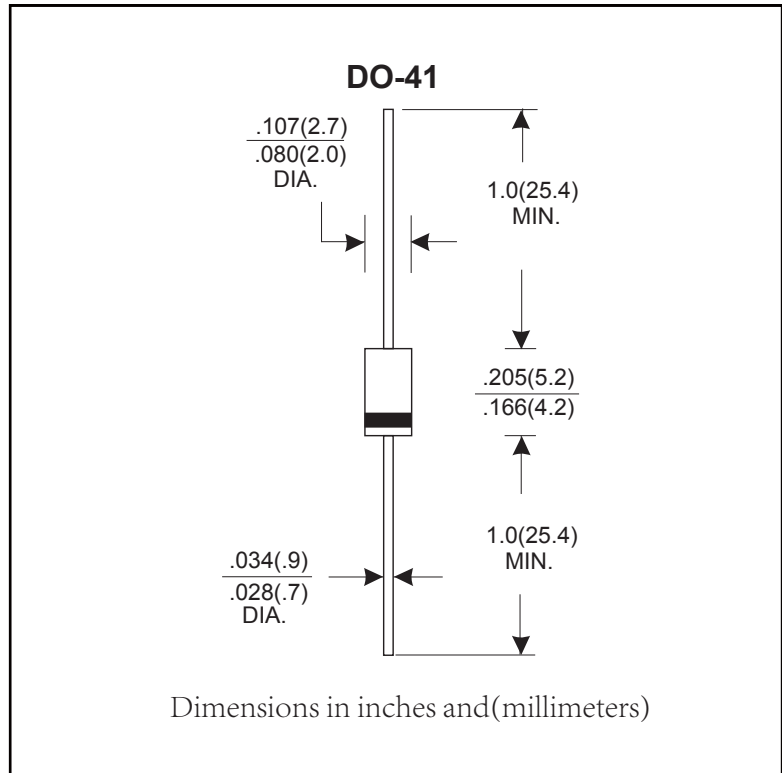
VOLTAGE RANGE: 50 --- 1000 V CURRENT: 1.0 A

FEATURES

- * Low forward voltage drop
- * High current capability
- * High reliability
- * High surge current capability

MECHANICAL DATA

- * Case: Molded plastic
- * Epoxy: UL 94V-0 rate flame retardant
- * Lead: Axial leads, solderable per MIL-STD-202, method 208 guranteed
- * Polarity: Color band denotes cathode end
- * Mounting position: Any
- * Weight: 0.34 grams
- * Both normal and Pb free product are available:
- * Normal:80~95%Sn,5~20%Pb
- * Pb free:99 Sn above can meet Rohs enviroment substance directive request



MAXIMUM RATINGS AND CHARACTERISTICS

@ 25°C Ambient Temperature (unless otherwise noted)

Single phase, half wave, 60 Hz, resistive or inductive load. For capacitive load, derate by 20%.

TYPE NUMBER	1N4001	1N4002	1N4003	1N4004	1N4005	1N4006	1N4007	UNITS
Maximum Recurrent Peak Reverse Voltage	50	100	200	400	600	800	1000	V
Maximum RMS Voltage	35	70	140	280	420	560	700	V
Maximum DC Blocking Voltage	50	100	200	400	600	800	1000	V
Maximum average forward rectified Current 9.5mm lead length, @T _A =75°C	1.0							A
Peak Forward Surge Current, 8.3 ms single half sine-wave superimposed on rated load (JEDEC method)	30							A
Maximum Instantaneous Forward Voltage at 1.0A	1.0							V
Maximum DC Reverse Current	5.0							μA
at Rated DC Blocking Voltage	50							μA
Typical Junction Capacitance (Note 1)	15							Pf
Typical Thermal Resistance R _{θJA} (Note 2)	50							°C/W
Operating and Storage Temperature Range T _J , T _{stg}	-65--+150							°C

NOTES:

1. Measured at 1MHz and applied reverse voltage of 4.0V D.C.
2. Thermal Resistance from Junction to Ambient .375" (9.5mm) lead length.

RATINGS AND CHARACTERISTIC CURVES

FIG.1-TYPICAL FORWARD CHARACTERISTICS

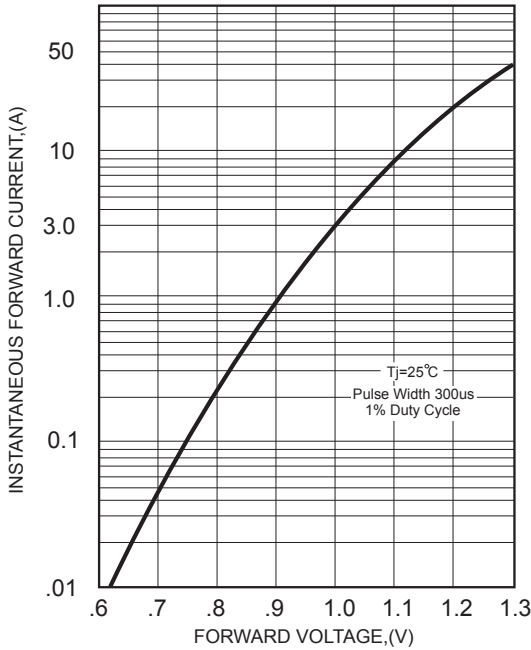


FIG.2-TYPICAL FORWARD CURRENT DERATING CURVE

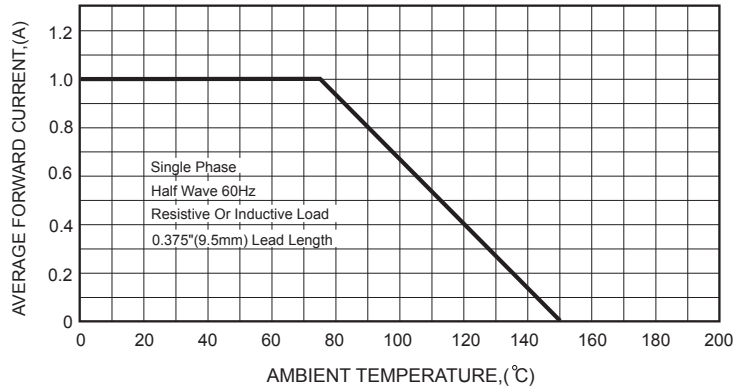


FIG.4-MAXIMUM NON-REPETITIVE FORWARD SURGE CURRENT

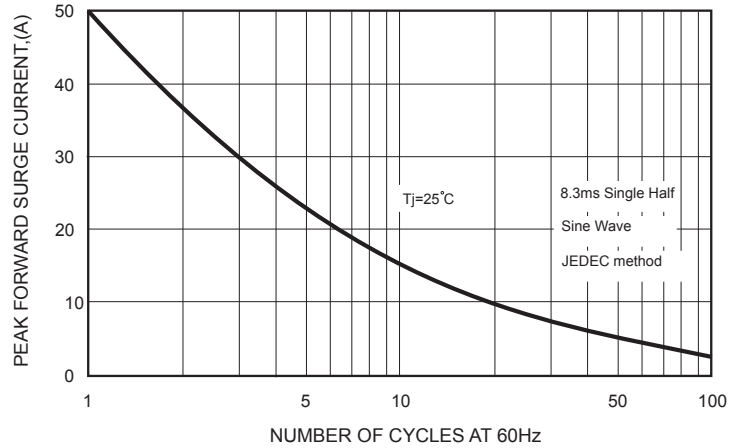


FIG.3 - TYPICAL REVERSE CHARACTERISTICS

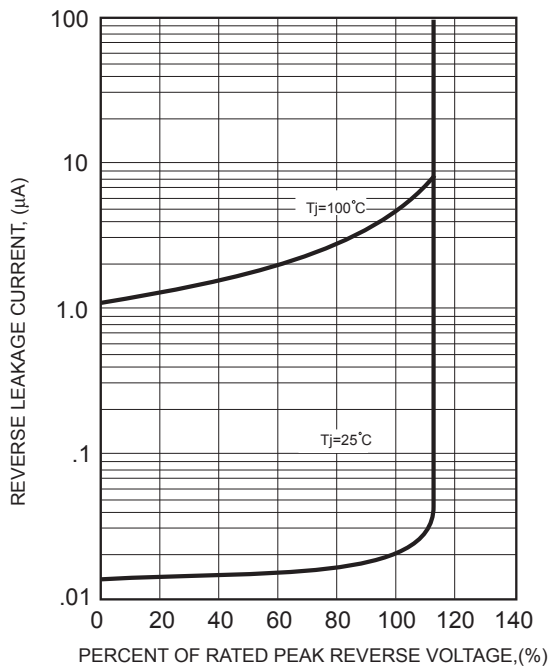


FIG.5-TYPICAL JUNCTION CAPACITANCE

